



IsoFlex Technologies Pty Ltd.

Unit 33, 75 Waterway Drive, Gold Coast Marine Precinct, Coomera, Queensland, Australia. 4209
 Ph: 1300 366 393 Ph: 07 555 60 924 F: 07 555 60 984 Int prefix: 617
 Email: info@isoflex.com.au
 Home Page: www.isoflex.com.au

[Document: IFM-B-V5]

IsoFlex Engine Mounts - 'B type' (bolt down)

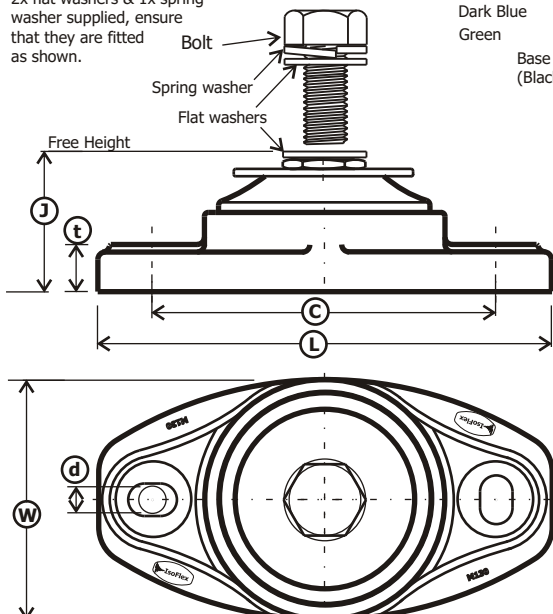
| Mount Model | Recommended Working load* per Mount (kg) | Base Footprint | Base Bolt Centres | Base Bolt dia. | No. Bolts | Base thick. t mm | Bolt dia. x length mm | Free Height J mm |
|--------------|--|----------------|-------------------|----------------|-----------|------------------|-----------------------|------------------|
| | | L x W mm | C mm (ins) | d mm (ins) | | | | |
| M30-10B | 20 - 75 | 110 x 65 | 75 (3") | M8 (5/16") | 2 | 13 | M10 | 44 |
| M30-12B | 20 - 75 | 110 x 65 | 75 (3") | M8 (5/16") | 2 | 13 | M12 | 44 |
| MY30-16B | 30 - 100 | 225 x 74 | 174 | M12 | 2 | 17 | M16 | 79 |
| M50-12B | 50 - 200 | 135 x 75 | 100-(4")-105 | M10 (3/8") | 2 | 15 | M12 | 49 |
| M50-16B | 50 - 200 | 135 x 75 | 100-(4")-105 | M10 (3/8") | 2 | 15 | M16 | 49 |
| M70-16B | 75 - 250 | 176 x 98 | 127-(5") | M12 (1/2") | 2 | 17 | M16 | 52 |
| M70-20B | 75 - 250 | 176 x 98 | 127-(5") | M12 (1/2") | 2 | 17 | M20 | 52 |
| M80-16B | 75 - 250 | 190 x 98 | 140-(5 1/2") | M12 (1/2") | 2 | 17 | M16 | 58 |
| M80-20B | 75 - 250 | 190 x 98 | 140-(5 1/2") | M12 (1/2") | 2 | 17 | M20 | 58 |
| M90-20B | 150 - 350 | 176 x 100 | 127-(5") | M12 (1/2") | 2 | 20 | M20 | 76 |
| M90-24B | 150 - 350 | 176 x 100 | 127-(5") | M12 (1/2") | 2 | 20 | M24 | 76 |
| M100-20B | 150 - 350 | 190 x 100 | 140-(5 1/2") | M12 (1/2") | 2 | 20 | M20 | 76 |
| M100-24B | 150 - 350 | 190 x 100 | 140-(5 1/2") | M12 (1/2") | 2 | 20 | M24 | 76 |
| MD100-24B | 300 - 700 | 300 x 100 | 250 | M12 (1/2") | 2 | 20 | M24 | 101 |
| M110-20B | 150 - 350 | 220 x 106 | 170 | M16 | 2 | 25 | M20 | 90 |
| M110-24B | 150 - 350 | 220 x 106 | 170 | M16 | 2 | 25 | M24 | 90 |
| M125HD-24B | 250 - 750 | 240 x 127 | 170 | M16 | 2 | 25 | M24 | 93 |
| M125XH-24B | 600 - 1000** | 240 x 127 | 170 | M16 | 2 | 25 | M24 | 93 |
| MD125HD-24DB | 500 - 1500 | 367 x 127 | 308 | M16 | 2 | 25 | 2x M24 | 93 |
| MD125XH-24DB | 1200 - 2000 | 367 x 127 | 308 | M16 | 2 | 25 | 2x M24 | 93 |
| M127HD-24B | 250 - 750 | 240 x 127 | 182 | M16 | 2 | 25 | M24 | 93 |
| M127XH-24B | 600 - 1000** | 240 x 127 | 182 | M16 | 2 | 25 | M24 | 93 |
| M130HD-20B | 250 - 750 | 240 x 127 | 180-182 | M16 | 2 | 25 | M20 | 73 |
| M130HD-24B | 250 - 750 | 240 x 127 | 180-182 | M16 | 2 | 25 | M24 | 73 |
| M130XH-24B | 600 - 1000** | 240 x 127 | 180-182 | M16 | 2 | 25 | M24 | 73 |
| M130RV-24B | 250 - 750 | 240 x 127 | 180-182 | M16 | 2 | 25 | M24 | 60 |
| M135-24B | 300 - 900 | 240 x 145 | 182 | M16 | 2 | 25 | M24 | 92 |
| M135HD-24B | 600 - 1200** | 240 x 145 | 182 | M16 | 2 | 25 | M24 | 92 |

** Proof Load Tested to 5,000kg.

* Recommended Working loads shown are indicative only, contact IsoFlex for Data Sheets with drawing, load deflection graph & product photograph.


IsoFlex for: FLEXIBILITY with STABILITY All mount series are tested in Axial, Longitudinal(Thrust), Lateral & Inverted modes

Note: the bolt length required is dependent on the application, a standard length bolt is supplied. Allow a minimum of 1x bolt dia & maximum of 1.5x bolt dia into the mount. 2x flat washers & 1x spring washer supplied, ensure that they are fitted as shown.

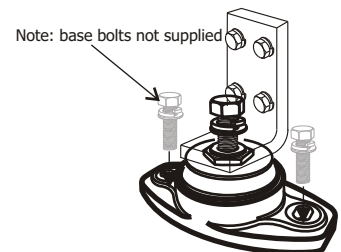


All metal components silver zinc plated

| Resilient Element | Hardness SDH-A |
|-------------------|----------------|
| Yellow | 50 |
| Red | 60 |
| Black | 70 |
| Dark Blue | 75 |
| Green | 80 |

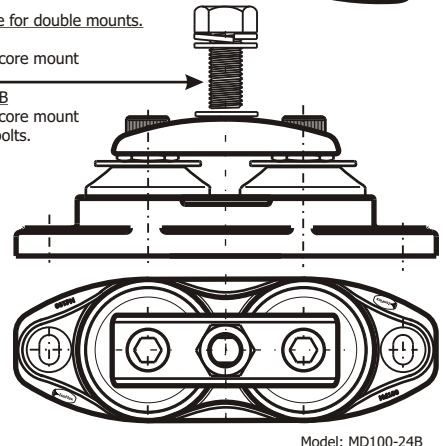


Model: M80-16B(60)



Note: Nomenclature for double mounts.

Model: MD100-24B
 'D' denotes double core mount with 1x bolt.
 Model: MD125-24DB
 'D' denotes double core mount & 'DB' denotes 2x bolts.



Model: MD100-24B